








# A Capital Letter

			1. 	2. 
---	---	---	---	--

Channel. Start at the green dot. •

Tracing practice for the letter 'J' on handwriting lines. Three large dashed 'J's are shown, each with a green dot at the top left and an arrow indicating the starting point and direction of the stroke.

Trace and copy. Start at the green dot. •

Tracing practice for the letter 'j' on handwriting lines. Three dashed lowercase 'j's are shown, each with a green dot at the top left and an arrow indicating the starting point and direction of the stroke. Navigation arrows are present on the left and right sides.

Tracing practice for the letter 'j' on handwriting lines. Two dashed lowercase 'j's are shown, each with a green dot at the top left and an arrow indicating the starting point and direction of the stroke.

Tracing practice for the letter 'j' on handwriting lines. One dashed lowercase 'j' is shown with a green dot at the top left and an arrow indicating the starting point and direction of the stroke. The rest of the line contains empty space for independent copying.